



Service Bulletin No. 1057

COACH MODEL	: T2145
BULLETIN TYPE	: Product improvement
MANUAL & SECTION	: Maintenance Manual : Chapter 10 - HVAC system Spare Parts Manual : Section 7716 - Ventilation
DATE	: November 30th, 2000
SUBJECT	: Air distribution front to rear
TERMS & CONDITIONS	: Parts may be purchased from your nearest International Coach Parts Inc. dealer. Note that no claims will be accepted with reference to this Bulletin.

This Bulletin supplements Service Bulletins 1014 and 1032.

DESCRIPTION :

As a result of a longterm development program, detail modifications regarding the location and type of air outlets have been made to the basic design of the T2145's ventilation system. The changes were cut into production to :

- improve local air circulation in the driver's area and the passenger compartment,
- improve air distribution in general within the coach's interior,
- increase the demisting capacity at the windscreen and along the passenger windows,
- equalize the interior temperature distribution.

Below is the spare parts list of air nozzles used with the ventilation system of the latest generation T2100 coaches. A summary of the alterations made, and a diagram with nozzle locations have also been included.

PARTS :

Always use genuine maintenance products and parts. Do not accept imitations.

Part No.	Description	Qty.
VH 10517044	Parcel rack service module w/speaker	#
VH 10517046	Parcel rack service module w/o speaker	#
VH 660744685	Air nozzle, closable, adjustable, round	3

Service Bulletins are issued to supplement or supersede information in the Van Hool manuals. Note Service Bulletin number, date and subject on the register at the end of the relevant chapter(s). File Service Bulletin separately for future reference.

K:\SERVICE\USA\PM\SB#\SB1057LH

Part No.	Description	Qty.
VH 660520439	Air nozzle, non-closable, adjustable, round, large	1
VH 660520405	Air nozzle, non-closable, adjustable, round, small	2
E910448	Air nozzle, closable, adjustable, rectangular	3
VH 10557062	Air nozzle, closable, adjustable, round w/ courtesy light	2
VH 10551168	Air nozzle, closable, adjustable, lockable, rectangular	4
VH 660141803	Air nozzle, non-adjustable, rectangular	8
VH 10527920	Air nozzle, straight, non-adjustable	18
VH 10552006	Air nozzle, bent, non-adjustable	2
VH 10606732	Air nozzle, curved, non-closable, adjustable, rectangular w/ cylinder valve	39
VH 10560711	Air nozzle, curved, closable, adjustable, rectangular w/ butterfly valve	1
VH 10627579	Air nozzle, flat, closable, adjustable, rectangular w/ butterfly valve	4



Figure 1 : Service module VH 10517044/
VH 10517046



Figure 2 : Air nozzle VH 660744685



Figure 3 : Air nozzle VH 660520439



Figure 4 : Air nozzle VH 660520405

K:\SERVICE\USA\PmSB\#SB1057LH



Figure 5 : Air nozzle E910448



Figure 6 : Air nozzle VH 10557062




Figure 7 : Air nozzle VH 10551168




Figure 8 : Air nozzle VH 660141803



Figure 9 : Air nozzle VH 10527920



Figure 10 : Air nozzle VH 10552006



Figure 11 : Air nozzle VH 10606732
(interior part removable)




Figure 12 : Air nozzle VH 10560711
(interior part removable)



Figure 13 : Air nozzle VH 10627579
(interior part removable)

SERVICE INFORMATION :

a. **Alterations made to the T2145 air outlets (for reference purposes, the numbers of the items below have been repeated in bold print on the diagram in supplement)**

1. The air nozzles in the front air duct near the upper windscreen have been changed. They are of a different type, their number has been increased and they have been relocated. The 6 old outlets VH 10557587 which faced the instrument panel have been replaced by 8 new VH 660141803 which are now fitted at the front of the duct where they face the top windscreen.
2. A number of vent holes in the aisle handrails have been blocked off with plugs as follows :
 - 1 in 3 holes opposite the front parcel rack blowers
 - 2 in 3 holes opposite the evaporators
 - 1 in 3 holes opposite the rear parcel rack blowers
3. The number of air outlets near the passenger windows, *ahead* of the evaporators, has been *decreased* (1 per row of seats). The nozzles remain adjustable, but cannot be closed anymore.
4. The number of air outlets near the passenger windows, *rear* of the evaporators has been *increased* (2 per row of seats). Most of the nozzles remain adjustable, but cannot be closed anymore.

K:\SERVICE\USA\PM\SB#\SB1057LH

5. On the left hand side of the coach, the 4 rearmost air nozzles near the passenger windows are non-adjustable, and are permanently open.
6. On the right hand side of the coach, the rearmost air nozzle near the passenger windows is non-adjustable, and remains permanently open.
7. In the step well, below the step well cabinet, two flat closable rectangular air nozzles with a butterfly valve (VH 10627579) have been fitted.
8. At the rear of the right hand parcel rack bulkhead, a large adjustable, non-closable round air nozzle (VH 660520439) has been added. Next to it, a flat closable rectangular air nozzle with a butterfly valve (VH 10627579) has been fitted.
9. In the rear bench moulding, facing the aisle, two small adjustable, non-closable round air nozzles (VH660520405) have been installed.
10. Above the middle seat, at the rear of the moulding a flat closable rectangular air nozzle with a butterfly valve (VH 10627579) has been added.

b. Location of the T2145 air outlets

Refer to "T2100 Air Nozzle Locations" diagram in supplement.

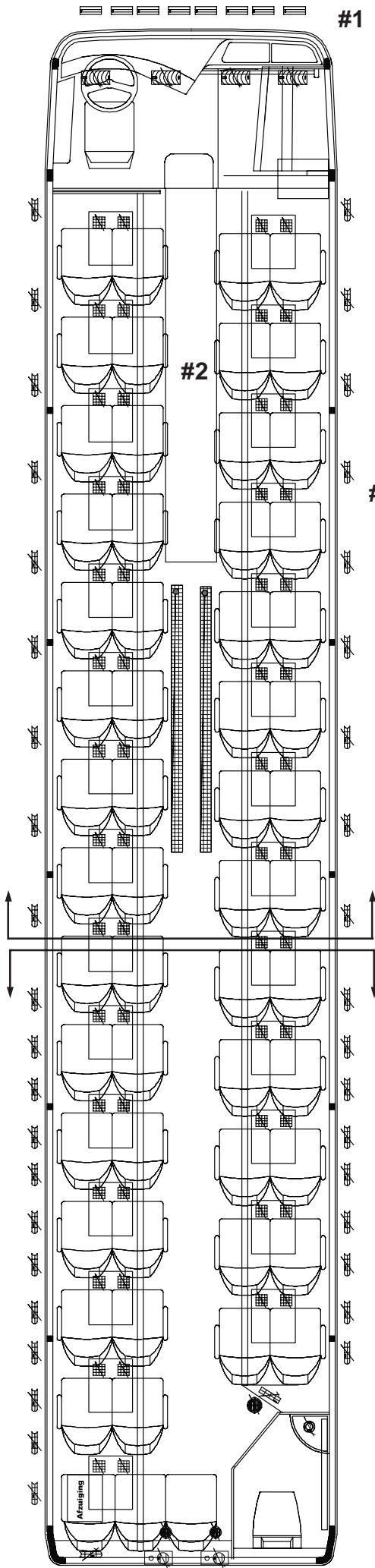
c. Double-purpose air nozzles with removable interior














When ordering parts, take note that air nozzles VH 10606732, VH 10560711 and VH 10627579 come standard with an interior part fitted. To obtain a permanently open air outlet, the nozzle may be modified by prying out the interior part with a screwdriver.

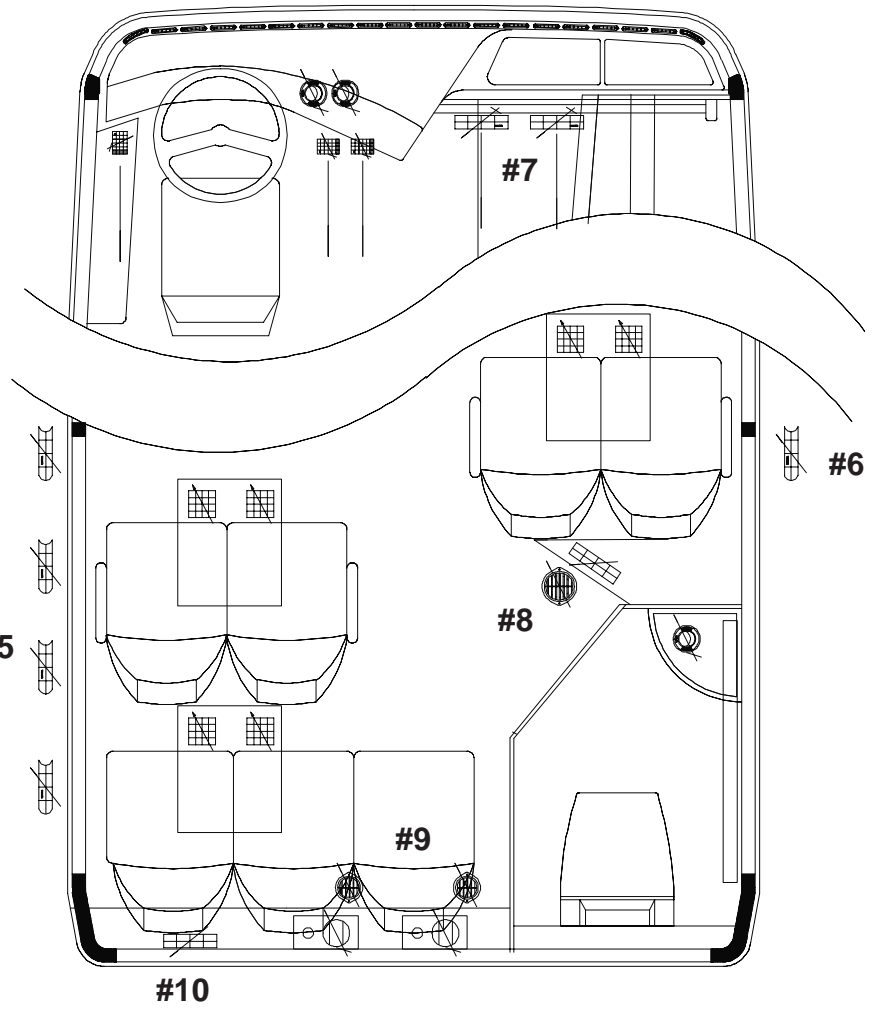
Service information complete.

THIS PAGE HAS BEEN LEFT BLANK INTENTIONALLY

T2100 AIR NOZZLE LOCATIONS



- LM2A  VH 10517044 / VH 10517046
- LM3A  VH 660744685
- LM4B  VH 660520439
- LM4E  VH 660520405
- LM6A  E910448
- LM7A  VH 10557062
- LM8A  VH 10551168
- LM9A  VH 660141803
- LM10A  VH 10527920
- LM10B  VH 10552006
- LM11A  VH 10606732
- LM11B  VH 10560711
- LM11C  VH 10627579



THIS PAGE HAS BEEN LEFT BLANK INTENTIONALLY